

360 Service Agency GmbH  
Rosastrasse 4, 79098  
Freiburg, Germany

WWW.MOUNTAIN.GG



@MountainGGlobal

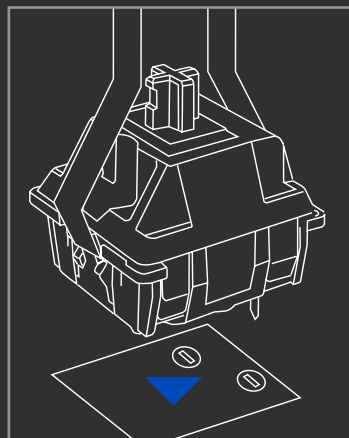



**plasticbank**

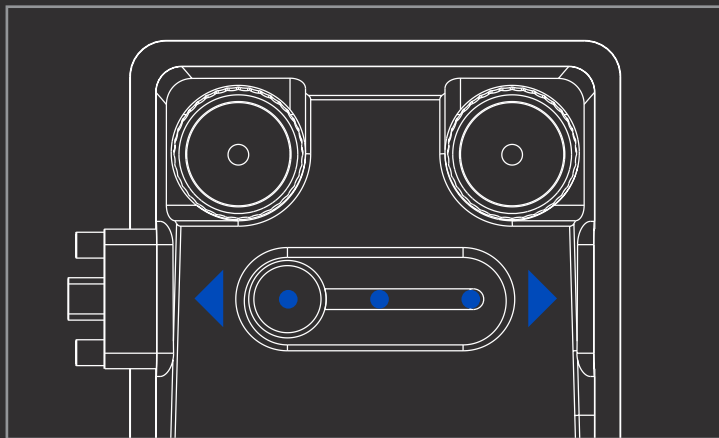
MOUNTAIN HAS PARTNERED WITH PLASTIC BANK

You are supporting the collection of 25000kg of plastic from the environment per year.

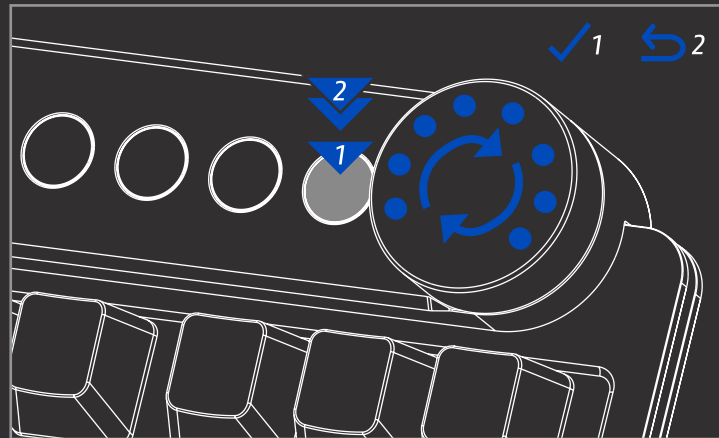

## HOT-SWAPPABLE



## NUMPAD [EVEREST MAX]



## MEDIA DOCK [EVEREST MAX]



## GEAR *Style up and make the most out of your Everest with selected accessories and apparel from [mountainggshop.com](https://mountainggshop.com)*

**DE** Gönn Dir maximalen Style und optimiere Everest nach Deinen Wünschen mit Kleidung und Accessoires von [mountainggshop.com](https://mountainggshop.com)

**FR** Stylisez et exploitez pleinement votre Everest avec une sélection d'accessoires et de décorations de [mountainggshop.com](https://mountainggshop.com)


**ES** Estiliza y saca el máximo provecho de tu Everest con los accesorios y decoraciones seleccionados de [mountainggshop.com](https://mountainggshop.com)

**IT** Ottieni il massimo dal tuo Everest con stile grazie agli accessori e ai dispositivi [mountainggshop.com](https://mountainggshop.com)

**PT** Confira estilo e tire o máximo partido do seu Everest com acessórios e artigos selecionados à venda em [mountainggshop.com](https://mountainggshop.com)

**CS** 通过 [mountainggshop.com](https://mountainggshop.com) 上的精选配饰和服装,充分利用您的Everest,打造时尚风格

**RU** Сделайте свою клавиатуру Everest ультрасовременной и используйте ее на полную мощность с помощью аксессуаров и принадлежностей с [mountainggshop.com](https://mountainggshop.com)



## QUICK START GUIDE EVEREST

**DE** KURZANLEITUNG

**FR** GUIDE RAPIDE

**ES** GUÍA DE INICIO RÁPIDO

**IT** GUIDA INTRODUTTIVA

**PT** GUIA DE INÍCIO RÁPIDO

**CS** 快速入门指南

**RU** КРАТКОЕ РУКОВОДСТВО

**ПОЛЬЗОВАТЕЛЯ**



[www.mountain.gg/start](https://www.mountain.gg/start)

## EN HOTKEYS

### PROFILES:

FN + 1/2/3/4/5 = Switch to Profile 1/2/3/4/5 (Default = 1)



### BACKLIGHT:

FN + R ARROW  
Switch Backlight Mode  
(Cycle Down)



FN + L ARROW  
Switch Backlight Mode  
(Cycle Up)



FN + UP ARROW  
Disable and switch between 3  
levels of brightness (Off/1/2/3)



### MEDIA CONTROL:

FN + PAGE UP  
Volume +



FN + PAGE DOWN  
Volume -



FN + HOME  
Mute



FN + END  
Next Track



FN + INS  
Play/Pause



FN + DEL  
Previous Track



### OTHER:

FN + R (hold 5 seconds)  
Reset all settings to factory default.



FN + PAUSE  
Game Mode (Win Lock)



## HELP

### GET STARTED:

To make the most of your  
Everest experience, visit  
[mountain.gg/start](http://mountain.gg/start)

### SUPPORT:

Get help for your MOUNTAIN  
product. Contact us at  
[mountain.gg/support](http://mountain.gg/support)

### WARRANTY:

Your MOUNTAIN product  
is supported by a 2-year  
warranty. Learn more at  
[mountain.gg/warranty](http://mountain.gg/warranty)

## DE HOTKEYS

### PROFILE:

FN + 1/2/3/4/5 = Wechsel zu Profil 1/2/3/4/5 (Standard = 1)

### MEDIEN- KONTROLLE:

FN + BILD ↑  
Lautstärke +

FN + BILD ↓  
Lautstärke -

FN + ENTF  
Vorheriger Titel

FN + ENDE  
Nächster Titel

FN + EINFG  
Play/Pause

FN + POS1  
Stumm

### BELEUCHTUNG:

FN + PFEIL R  
Beleuchtung wechseln  
(nächster Modus)

FN + PFEIL L  
Beleuchtung wechseln (nächster  
Modus)

FN + PFEIL HOCH  
Zwischen 3 Helligkeits-Stufen  
wechseln oder deaktivieren  
(Aus/1/2/3)

### SONSTIGE:

FN + R (5 Sekunden halten)  
Auf Werkseinstellungen  
zurücksetzen

FN + PAUSE  
Game Modus (Win Lock)

## HILFE

### SCHNELLSTART:

Um das Maximum aus Everest  
herauszuholen, besuche  
[mountain.gg/start](http://mountain.gg/start)

### KUNDENDIENST:

Hilfe für Dein MOUNTAIN  
-Produkt erhältst du auf  
[mountain.gg/support](http://mountain.gg/support)

### GARANTIE:

Dein MOUNTAIN-Produkt verfügt  
über 2 Jahre Herstellergarantie.  
Weitere Informationen unter  
[mountain.gg/warranty](http://mountain.gg/warranty)

## FR HOTKEYS

### PROFILS:

FN + 1/2/3/4/5 = Passer à profil 1/2/3/4/5 (Par défaut = 1)

### COMMANDE DE MEDIA:

FN + PAGE HAUT  
Volume +

FN + PAGE BAS  
Volume -

FN + FIN  
Piste suivante

FN + SUPPR  
Piste précédente

FN + INSER  
Lecture/pause

FN + INITIAL  
Silence

### RÉTROÉCLAIRAGE:

FN + FLÈCHE D  
Activer Mode rétroéclairage  
(réduire)

FN + FLÈCHE G  
Activer Mode rétroéclairage  
(augmenter)

FN + FLÈCHE HAUT  
Désactiver et alterner entre 3  
niveaux de luminosité (Arrêt/1/2/3)

### AUTRE:

FN + R (maintenir pendant 5  
secondes)  
Restaurer tous les réglages d'usine  
par défaut

FN + PAUSE  
Mode jeu (Win Lock)

## ES HOTKEYS

### PERFILES:

FN + 1/2/3/4/5 = Cambiar a perfil 1/2/3/4/5 (Predeterminado = 1)

### CONTROL DE MEDIOS:

FN + RE PÁG  
Volumen +

FN + AV PÁG  
Volumen -

FN + FIN  
Pista siguiente

FN + SUPR  
Pista anterior

FN + INSERT  
Reproducir/Pausa

FN + INICIO  
Silenciar

### RETROILUMINACIÓN:

FN + FLECHA D  
Cambiar modo de retroiluminación  
(bajar)

FN + FLECHA I  
Cambiar modo de retroiluminación  
(subir)

FN + FLECHA ARRIBA  
Deshabilitar y cambiar entre 3  
niveles de brillo (Apagado/1/2/3)

### OTRO:

FN + R (mantener presionado  
durante 5 segundos)  
Restablecer todos los ajustes a los  
valores predeterminados de fábrica

FN + Pausa  
Modo de juego (Win Lock)

## AYUDA

### EMPEZAR:

Para aprovechar al máximo su  
experiencia Everest, visite  
[mountain.gg/start](http://mountain.gg/start)

### SOPORTE:

Obtener ayuda para su producto  
MOUNTAIN en  
[mountain.gg/support](http://mountain.gg/support)

### GARANTÍA:

Su producto MOUNTAIN tiene  
una garantía de 2 años. Más  
información en  
[mountain.gg/warranty](http://mountain.gg/warranty)

## IT HOTKEYS

### PROFIL:

FN + 1/2/3/4/5 = Seleziona profilo 1/2/3/4/5 (predefinito = 1)

### MEDIA CONTROL:

FN + FRECCIA SU  
Volume +

FN + PAGINA GIÙ  
Volume -

FN + FINE  
Traccia successiva

FN + CANC.  
Traccia precedente

FN + INS.  
Riproduci/Pausa

FN + HOME  
Muto

### RETROILLUMINAZIONE:

FN + FRECCIA DX  
Cambia modalità di  
retroilluminazione (ciclo in  
riduzione)

FN + FRECCIA SX  
Cambia modalità di  
retroilluminazione (ciclo in  
aumento)

FN + FRECCIA SU  
Disattiva brillantezza e alterna fra 3  
livelli di brillantezza (Off/1/2/3)

### ALTRO:

FN + R (tenere premuto per 5  
secondi)  
Ripristina impostazioni predefinite  
dal fabbricante

FN + Pausa  
Modalità gioco (Win Lock)

## GUIDA

### GUIDA INTRODUTTIVA:

Per ottenere il massimo  
dall'esperienza Everest, visita  
[mountain.gg/start](http://mountain.gg/start)

### SUPPORTO:

Per ricevere assistenza per i  
prodotti MOUNTAIN, visita  
[mountain.gg/support](http://mountain.gg/support)

### GARANZIA:

Questo prodotto MOUNTAIN è  
coperto da una garanzia di 2 anni.  
Per ulteriori informazioni, visita  
[mountain.gg/warranty](http://mountain.gg/warranty)

## PT HOTKEYS

### PERFIS:

FN + 1/2/3/4/5 = Mudar para o perfil 1/2/3/4/5 (Predefinição = 1)

### CONTROLO MULTIMÉDIA:

FN + PÁGINA PARA CIMA  
Volume +

FN + PÁGINA PARA BAIXO  
Volume -

FN + FIM  
Faixa seguinte

FN + ELIMINAR  
Faixa anterior

FN + INSERIR  
Reproduzir/Pausa

FN + INÍCIO  
Silenciar

### RETROILUMINAÇÃO:

FN + SETA PARA A DIREITA  
Mudar modo de retroiluminação  
(reduzir)

FN + SETA PARA A ESQUERDA  
Mudar modo de retroiluminação  
(aumentar)

FN + SETA PARA CIMA  
Desativar e mudar entre 3 níveis de  
brilho (Desligado/1/2/3)

### OUTRO:

FN + R (manter pressionado por 5  
segundos)  
Repor todas as definições nos  
valores de fábrica

FN + Pausa  
Modo de jogo (Win Lock)

## AJUDA

### INICIAR:

Para aproveitar ao máximo a sua  
experiência com o Everest, visite  
[mountain.gg/start](http://mountain.gg/start)

### ASSISTÊNCIA:

Obtenha ajuda para o seu produto  
MOUNTAIN em  
[mountain.gg/support](http://mountain.gg/support)

### GARANTIA:

O seu produto MOUNTAIN possui  
uma garantia de 2 anos. Saiba  
mais em  
[mountain.gg/warranty](http://mountain.gg/warranty)

## RU HOTKEYS

### ПРОФИЛИ:

FN + 1/2/3/4/5 = Переключиться на профиль 1/2/3/4/5 (по умолчанию = 1)

### УПРАВЛЕНИЕ МУЛЬТИМЕДИА:

FN + ПРЕДЫДУЩАЯ  
СТРАНИЦА  
Громкость +

FN + СЛЕДУЮЩАЯ  
СТРАНИЦА  
Громкость -

FN + В КОНЕЦ  
Следующий трек

FN + УДАЛИТЬ  
Предыдущий трек

FN + ВСТАВИТЬ  
Воспроизведение/пауза

FN + НА ДОМАШНИЮ  
Беззвучный

### ПОДСВЕТКА:

FN + СТРЕЛКА ВПРАВО  
Переключить режим подсветки  
(защелкнуть вниз)

FN + СТРЕЛКА ВЛЕВО  
Переключить режим подсветки  
(защелкнуть вверх)

FN + СТРЕЛКА ВВЕРХ  
Отключение и переключение  
между 3 уровнями яркости  
(Выкл./1/2/3)

### ДРУГОЕ:

FN + R (удерживать в течение  
5 секунд)  
Сбросить все настройки до  
заводских

FN + Пауза  
Игровой режим (кнопка Win  
Lock)

## ПОМОЩЬ

### НАЧАТЬ:

Чтобы воспользоваться всеми  
преимуществами клавиатуры  
Everest, посетите веб-сайт:  
[mountain.gg/start](http://mountain.gg/start)

### ТЕХПОДДЕРЖКА:

Помощь по вашему продукту  
MOUNTAIN можно получить на  
веб-сайте:  
[mountain.gg/support](http://mountain.gg/support)

### ГАРАНТИЯ:

На ваш продукт MOUNTAIN  
предоставляется 2-летняя  
гарантия. Узнать больше на  
[mountain.gg/warranty](http://mountain.gg/warranty)

## CS HOTKEYS

### 配置文件:

FN + 1/2/3/4/5 = 切换到配置文件 1/2/3/4/5 (默认 = 1)

### 媒体控制:

FN + 向上翻页  
音量 +

FN + 向下翻页  
音量 -

FN + 页尾  
下一曲目

FN + 删除  
上一曲目

FN + 插入  
播放/暂停

FN + 页首  
静音

### 背光:

FN + 右箭头  
切换背光模式 (向下循环)

FN + 左箭头  
切换背光模式 (向上循环)

FN + 上箭头  
禁用并在 3 个亮度级别之间切换 (关/1/2/3)

### 其它:

FN + R (按住 5 秒)  
将所有设置重置为出厂默认设置

FN + 暂停  
游戏模式 (Win 锁定)

## 帮助

### 开始使用:

要体验最佳 Everest 性能, 请访问  
[mountain.gg/start](http://mountain.gg/start)

### 支持:

在以下网址获得 MOUNTAIN  
产品的帮助: [mountain.gg/support](http://mountain.gg/support)

### 保修:

MOUNTAIN 产品有 2 年的保修期。访问  
[mountain.gg/warranty](http://mountain.gg/warranty)  
了解详情